

Torch T8


Perfette proporzioni per un proiettore cilindrico caratterizzato da una doppia pelle, una esterna e una interna per abbattere la luminanza.

Perfect sizes for a cylindrical projector characterized by a double skin, one external and one internal to reduce the luminance.





mechanical adaptor



aspherical lens




decorative flange


Black-Black




Black-Bronze



White-Black



White-Bronze



Finiture | *Finishing*

Proiettore 130/180mm LED con adattatore meccanico con elettronica step-down 48v, gradi di emissione 26°. Orientabile 360° - 90°.

130/180mm LED projector with mechanical adaptor, with step-down 48v, emission degrees 26°. Adjustability 360° - 90°.

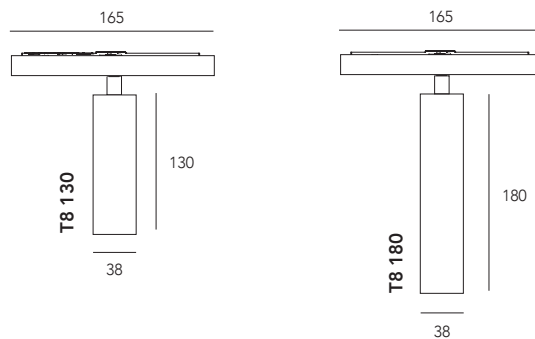
Torch T8 130 - 180

finiture corpo: nero, bianco.
finitura anello: nero, bronzo.
finishing body: black, white.
finishing ring: black, bronze.

Adattatore 48v con innesto meccanico, flessibilità di agganciare e muovere il profilo in modo semplice e sicuro senza l'ausilio di alcun utensile.

48v adapter with mechanic coupling, flexibility to install and remove the profile in a simple and safe way without the use of any tools.

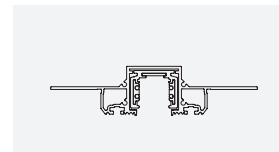
Technical info: pag. 382



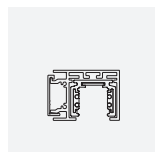
ME_148



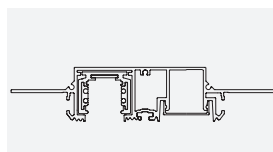
ME_248



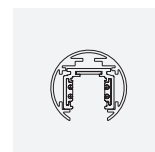
ME_348



ME_448



ME_548



Compatibilità | Compatibility