

Peso telaio / Frame Weight 0,60 kg/m
Peso binario / Track Weight 0,70 kg/m

ME_148



Binario 48V a plafone per singola accensione, con telaio di alluminio estruso ME_148, in barre da 1, 2, oppure 3 metri.

Binario in bassa tensione da alimentare con driver remoto a 48V (driver non incluso) con potenza necessaria a supportare i proiettori da collegare alla linea.

48V surface mounted track for single switch, extruded aluminum profile ME_148, in 1, 2, or 3 meter bars.

Low Voltage Track to be powered by a 48V remote driver (driver not included) with power needed to support projectors to connect to the line.

L = 1000

1305.0148.K1.-- 92 94

L = 2000

1305.0148.K2.-- 92 94

L = 3000

1305.0148.K3.-- 92 94

94 bianco opaco
white matte

92 nero opaco
black matte

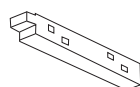
giunto angolare orizzontale vertical internal corner joint

1305.7148.92 ■ 1 pc
1305.7148.94 □ 1 pc



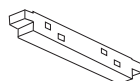
kit alimentazione interno internal feeding kit

1305.6048.92 ■ 1 pc
1305.6048.94 □ 1 pc



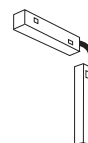
giunzione lineare interna internal linear junction

1305.1048.92 ■ 1 pc
1305.1048.94 □ 1 pc



giunto angolare interno internal corner joint

1305.7048.92 ■ 1 pc
1305.7048.94 □ 1 pc



testata di chiusura (1pz) end cap c(1pc)

1305.5148.92 ■ 1 pc
1305.5148.94 □ 1 pc

