


MT227

TRIMLESS



MONOLINE-MT227

A trimless recess mounted linear LED luminaire manufactured from extruded aluminium and finished in matt white with an opal diffuser. Designed for installation in single layer 12.5mm Gypsum plasterboard.

Each PCB module has an on-board Integrated Controller (IC), for precise constant current control, whilst a Schottky diode provides reverse polarity protection.

A range of LED options are available with a choice of Nichia, Osram or Lumileds LED, with colour temperatures from 2000K - 6500K and power outputs from 4.8W/m - 24.0W/m.

Available in six standard lengths: 450mm, 950mm, 1450mm, 1950mm, 2450mm & 2950mm, which can be cut at 62.5mm intervals. Custom sizes also available upon request.



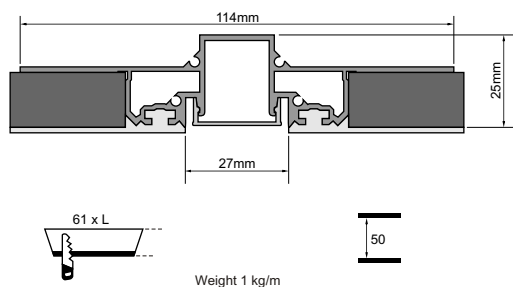
TECHNICAL

Input voltage:	24VDC [22.5~25VDC]
Current control:	On-board integrated controller (IC)
Reverse voltage protection:	On-board Schottky diode
Operating temperature (Ta):	-35 °C ~ 50 °C
PCB Temperature (Tc max):	<75 °C
Dimmable:	PWM (0/1-10V, DALI, DMX, TRIAC, ELV)
Ingress protection:	IP40

FINISH



Matt white



MT227

TRIMLESS



PRODUCT CODE EXAMPLE

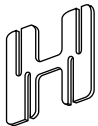
PROFILE	DIFFUSER	PCB	WATTAGE	SPECTRUM	LENGTH
MT227	- OC	- D112	/ 9	- D4-827	- L4

SPECIFICATION

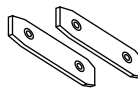
Profile	Diffuser	PCB	Wattage	Spectrum	Standard Lengths
	OC Opal	D112	4 4.8w/m 9 9.6w/m 14 14.4w/m 19 19.2w/m 24 24.0w/m	D4-827 Osram 2700K ≥Ra80 D4-927 Lumileds 2700K ≥Ra90 D4-830 Osram 3000K ≥Ra80 D4-930 Lumileds 3000K ≥Ra90 D4-835 Osram 3500K ≥Ra80 D4-935 Lumileds 3500K ≥Ra90 D4-840 Osram 4000K ≥Ra80 D4-940 Lumileds 4000K ≥Ra90 D4-850 Osram 5000K ≥Ra80 D4-950 Lumileds 5000K ≥Ra90 D4-857 Osram 5700K ≥Ra80 D4-957 Lumileds 5700K ≥Ra90 D4-865 Osram 6500K ≥Ra80 D4-965 Lumileds 6500K ≥Ra90	L1 450mm L2 950mm L3 1450mm L4 1950mm L5 2450mm L6 2950mm
		N112	4 4.8w/m 9 9.6w/m 14 14.4w/m 19 19.2w/m 24 24.0w/m	N4-820 Nichia 4000K ≥Ra80 N4-920 Nichia 4000K ≥Ra90 N4-822 Nichia 2200K ≥Ra80 N4-922 Nichia 2200K ≥Ra90 N4-825 Nichia 2500K ≥Ra80 N4-925 Nichia 2500K ≥Ra90 N4-827 Nichia 2700K ≥Ra80 N4-927 Nichia 2700K ≥Ra90 N4-830 Nichia 3000K ≥Ra80 N4-930 Nichia 3000K ≥Ra90 N4-835 Nichia 3500K ≥Ra80 N4-935 Nichia 3500K ≥Ra90 N4-840 Nichia 4000K ≥Ra80 N4-940 Nichia 4000K ≥Ra90 N4-850 Nichia 5000K ≥Ra80 N4-950 Nichia 5000K ≥Ra90 N4-857 Nichia 5700K ≥Ra80 N4-957 Nichia 5700K ≥Ra90 N4-865 Nichia 6500K ≥Ra80 N4-965 Nichia 6500K ≥Ra90	Cuttable at 62.5mm intervals

Other colour temperatures, tunable white, RGB and RGBW available upon request.

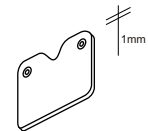
ACCESSORIES



MT227-KEY Installation key



MT227-LC 1 connector every 3 metres



MT227-EC Aluminium end cap

Disclaimer:

Technical data is subject to change without prior notice. The data provide represent typical values. Due to tolerances in the production of components and binning of LEDs, values for lumen output (Lm), colour temperature (CCT) and power (W/m) can vary up to 10%. Electrical and thermal variation also influences the performance characteristics of LEDs