

MC270

TRIMLESS



MONOLINE-MC270

A trimless recess mounted linear LED luminaire manufactured from extruded aluminium and finished in matt white with an opal diffuser. Designed for installation within outer 90° corner junctions using single layer 12.5mm Gypsum plasterboard.

Each PCB module has an on-board Integrated Controller (IC), for precise constant current control, whilst a Schottky diode provides reverse polarity protection.

A range of LED options are available with a choice of Nichia, Osram or Lumileds LED, with colour temperatures from 2000K - 6500K and power outputs from 4.8W/m - 24.0W/m.

Available in six standard lengths: 450mm, 950mm, 1450mm, 1950mm, 2450mm & 2950mm, which can be cut at 62.5mm intervals. Custom sizes also available upon request.



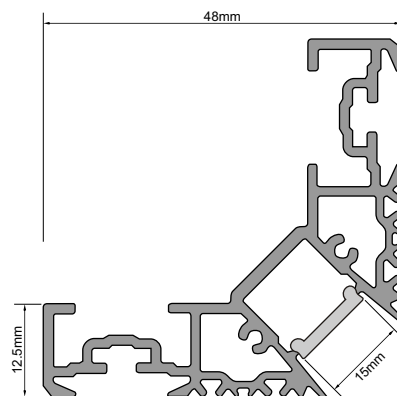
TECHNICAL

Input voltage:	24VDC [22.5~25VDC]
Current control:	On-board integrated controller (IC)
Reverse voltage protection:	On-board Schottky diode
Operating temperature (Ta):	-35 °C ~ 50 °C
PCB Temperature (Tc max):	<75 °C
Dimmable:	PWM (0/1-10V, DALI, DMX, TRIAC, ELV)
Ingress protection:	IP40

FINISH



Matt white



MC270

TRIMLESS



PRODUCT CODE EXAMPLE

PROFILE	DIFFUSER	PCB	WATTAGE	SPECTRUM	LENGTH
MC270	OC	D112	9	D4-827	L4

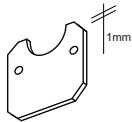
SPECIFICATION

Profile	Diffuser	PCB	Wattage	Spectrum	Standard Lengths																																																																						
	OC Opal	D112	<table border="1"> <tr><td>4</td><td>4.8w/m</td></tr> <tr><td>9</td><td>9.6w/m</td></tr> <tr><td>14</td><td>14.4w/m</td></tr> <tr><td>19</td><td>19.2w/m</td></tr> <tr><td>24</td><td>24.0w/m</td></tr> </table>	4	4.8w/m	9	9.6w/m	14	14.4w/m	19	19.2w/m	24	24.0w/m	<table border="1"> <tr><td>D4-827</td><td>Osram</td><td>2700K ≥Ra80</td></tr> <tr><td>D4-927</td><td>Lumileds</td><td>2700K ≥Ra90</td></tr> <tr><td>D4-830</td><td>Osram</td><td>3000K ≥Ra80</td></tr> <tr><td>D4-930</td><td>Lumileds</td><td>3000K ≥Ra90</td></tr> <tr><td>D4-835</td><td>Osram</td><td>3500K ≥Ra80</td></tr> <tr><td>D4-935</td><td>Lumileds</td><td>3500K ≥Ra90</td></tr> <tr><td>D4-840</td><td>Osram</td><td>4000K ≥Ra80</td></tr> <tr><td>D4-940</td><td>Lumileds</td><td>4000K ≥Ra90</td></tr> <tr><td>D4-850</td><td>Osram</td><td>5000K ≥Ra80</td></tr> <tr><td>D4-950</td><td>Lumileds</td><td>5000K ≥Ra90</td></tr> <tr><td>D4-857</td><td>Osram</td><td>5700K ≥Ra80</td></tr> <tr><td>D4-957</td><td>Lumileds</td><td>5700K ≥Ra90</td></tr> <tr><td>D4-865</td><td>Osram</td><td>6500K ≥Ra80</td></tr> <tr><td>D4-965</td><td>Lumileds</td><td>6500K ≥Ra90</td></tr> </table>	D4-827	Osram	2700K ≥Ra80	D4-927	Lumileds	2700K ≥Ra90	D4-830	Osram	3000K ≥Ra80	D4-930	Lumileds	3000K ≥Ra90	D4-835	Osram	3500K ≥Ra80	D4-935	Lumileds	3500K ≥Ra90	D4-840	Osram	4000K ≥Ra80	D4-940	Lumileds	4000K ≥Ra90	D4-850	Osram	5000K ≥Ra80	D4-950	Lumileds	5000K ≥Ra90	D4-857	Osram	5700K ≥Ra80	D4-957	Lumileds	5700K ≥Ra90	D4-865	Osram	6500K ≥Ra80	D4-965	Lumileds	6500K ≥Ra90	<table border="1"> <tr><td>L1</td><td>450mm</td></tr> <tr><td>L2</td><td>950mm</td></tr> <tr><td>L3</td><td>1450mm</td></tr> <tr><td>L4</td><td>1950mm</td></tr> <tr><td>L5</td><td>2450mm</td></tr> <tr><td>L6</td><td>2950mm</td></tr> </table>	L1	450mm	L2	950mm	L3	1450mm	L4	1950mm	L5	2450mm	L6	2950mm						
4	4.8w/m																																																																										
9	9.6w/m																																																																										
14	14.4w/m																																																																										
19	19.2w/m																																																																										
24	24.0w/m																																																																										
D4-827	Osram	2700K ≥Ra80																																																																									
D4-927	Lumileds	2700K ≥Ra90																																																																									
D4-830	Osram	3000K ≥Ra80																																																																									
D4-930	Lumileds	3000K ≥Ra90																																																																									
D4-835	Osram	3500K ≥Ra80																																																																									
D4-935	Lumileds	3500K ≥Ra90																																																																									
D4-840	Osram	4000K ≥Ra80																																																																									
D4-940	Lumileds	4000K ≥Ra90																																																																									
D4-850	Osram	5000K ≥Ra80																																																																									
D4-950	Lumileds	5000K ≥Ra90																																																																									
D4-857	Osram	5700K ≥Ra80																																																																									
D4-957	Lumileds	5700K ≥Ra90																																																																									
D4-865	Osram	6500K ≥Ra80																																																																									
D4-965	Lumileds	6500K ≥Ra90																																																																									
L1	450mm																																																																										
L2	950mm																																																																										
L3	1450mm																																																																										
L4	1950mm																																																																										
L5	2450mm																																																																										
L6	2950mm																																																																										
		N112	<table border="1"> <tr><td>4</td><td>4.8w/m</td></tr> <tr><td>9</td><td>9.6w/m</td></tr> <tr><td>14</td><td>14.4w/m</td></tr> <tr><td>19</td><td>19.2w/m</td></tr> <tr><td>24</td><td>24.0w/m</td></tr> </table>	4	4.8w/m	9	9.6w/m	14	14.4w/m	19	19.2w/m	24	24.0w/m	<table border="1"> <tr><td>N4-820</td><td>Nichia</td><td>4000K ≥Ra80</td></tr> <tr><td>N4-920</td><td>Nichia</td><td>4000K ≥Ra90</td></tr> <tr><td>N4-822</td><td>Nichia</td><td>2200K ≥Ra80</td></tr> <tr><td>N4-922</td><td>Nichia</td><td>2200K ≥Ra90</td></tr> <tr><td>N4-825</td><td>Nichia</td><td>2500K ≥Ra80</td></tr> <tr><td>N4-925</td><td>Nichia</td><td>2500K ≥Ra90</td></tr> <tr><td>N4-827</td><td>Nichia</td><td>2700K ≥Ra80</td></tr> <tr><td>N4-927</td><td>Nichia</td><td>2700K ≥Ra90</td></tr> <tr><td>N4-830</td><td>Nichia</td><td>3000K ≥Ra80</td></tr> <tr><td>N4-930</td><td>Nichia</td><td>3000K ≥Ra90</td></tr> <tr><td>N4-835</td><td>Nichia</td><td>3500K ≥Ra80</td></tr> <tr><td>N4-935</td><td>Nichia</td><td>3500K ≥Ra90</td></tr> <tr><td>N4-840</td><td>Nichia</td><td>4000K ≥Ra80</td></tr> <tr><td>N4-940</td><td>Nichia</td><td>4000K ≥Ra90</td></tr> <tr><td>N4-850</td><td>Nichia</td><td>5000K ≥Ra80</td></tr> <tr><td>N4-950</td><td>Nichia</td><td>5000K ≥Ra90</td></tr> <tr><td>N4-857</td><td>Nichia</td><td>5700K ≥Ra80</td></tr> <tr><td>N4-957</td><td>Nichia</td><td>5700K ≥Ra90</td></tr> <tr><td>N4-865</td><td>Nichia</td><td>6500K ≥Ra80</td></tr> <tr><td>N4-965</td><td>Nichia</td><td>6500K ≥Ra90</td></tr> </table>	N4-820	Nichia	4000K ≥Ra80	N4-920	Nichia	4000K ≥Ra90	N4-822	Nichia	2200K ≥Ra80	N4-922	Nichia	2200K ≥Ra90	N4-825	Nichia	2500K ≥Ra80	N4-925	Nichia	2500K ≥Ra90	N4-827	Nichia	2700K ≥Ra80	N4-927	Nichia	2700K ≥Ra90	N4-830	Nichia	3000K ≥Ra80	N4-930	Nichia	3000K ≥Ra90	N4-835	Nichia	3500K ≥Ra80	N4-935	Nichia	3500K ≥Ra90	N4-840	Nichia	4000K ≥Ra80	N4-940	Nichia	4000K ≥Ra90	N4-850	Nichia	5000K ≥Ra80	N4-950	Nichia	5000K ≥Ra90	N4-857	Nichia	5700K ≥Ra80	N4-957	Nichia	5700K ≥Ra90	N4-865	Nichia	6500K ≥Ra80	N4-965	Nichia	6500K ≥Ra90	
4	4.8w/m																																																																										
9	9.6w/m																																																																										
14	14.4w/m																																																																										
19	19.2w/m																																																																										
24	24.0w/m																																																																										
N4-820	Nichia	4000K ≥Ra80																																																																									
N4-920	Nichia	4000K ≥Ra90																																																																									
N4-822	Nichia	2200K ≥Ra80																																																																									
N4-922	Nichia	2200K ≥Ra90																																																																									
N4-825	Nichia	2500K ≥Ra80																																																																									
N4-925	Nichia	2500K ≥Ra90																																																																									
N4-827	Nichia	2700K ≥Ra80																																																																									
N4-927	Nichia	2700K ≥Ra90																																																																									
N4-830	Nichia	3000K ≥Ra80																																																																									
N4-930	Nichia	3000K ≥Ra90																																																																									
N4-835	Nichia	3500K ≥Ra80																																																																									
N4-935	Nichia	3500K ≥Ra90																																																																									
N4-840	Nichia	4000K ≥Ra80																																																																									
N4-940	Nichia	4000K ≥Ra90																																																																									
N4-850	Nichia	5000K ≥Ra80																																																																									
N4-950	Nichia	5000K ≥Ra90																																																																									
N4-857	Nichia	5700K ≥Ra80																																																																									
N4-957	Nichia	5700K ≥Ra90																																																																									
N4-865	Nichia	6500K ≥Ra80																																																																									
N4-965	Nichia	6500K ≥Ra90																																																																									

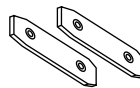
Cuttable at 62.5mm intervals

Other colour temperatures, tunable white, RGB and RGBW available upon request.

ACCESSORIES



MC270-EC Aluminium end cap



MC270-LC Linear connector

Disclaimer:

Technical data is subject to change without prior notice. The data provide represent typical values. Due to tolerances in the production of components and binning of LEDs, values for lumen output (Lm), colour temperature (CCT) and power (W/m) can vary up to 10%. Electrical and thermal variation also influences the performance characteristics of LEDs